



# XE395 ELLIPTICAL



SPIRITFIT APP

COMPATIBLE WITH



MapMyFitness



Fitbit



Record



Health

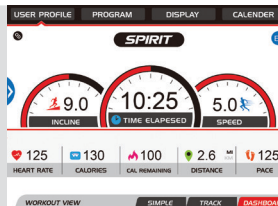

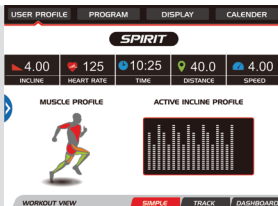


The XE395 was designed with 20 levels of electronic incline and 3 foot pedal angle settings to keep your workout challenging and effective. Proper ergonomics and biomechanics, a solid feel, important workout data feedback, and effective programs will help you stick with your exercise routine and achieve your long term fitness goals.

## FEATURES

- 7.5" bright blue backlit LCD screen with separate Muscle Activation Profile and HR % Profile LED displays
- Electronic incline provides 20 levels of adjustment to modify your elliptical pedal pattern
- Remote Handlebar Toggles for both resistance and incline allow for secure workout changes without taking your hands off the handlebars
- Dual track system with concave roller wheels and aluminum rails for added stability and durability
- Contact and wireless heart rate monitoring options make your workouts more effective (chest strap transmitter included)
- Adjustable cooling fan and dual speakers with audio jack for comfort and entertainment
- Bluetooth compatible with SPIRIT FIT App to monitor and record your workout data





- Sync Your Workouts
- Multiple User Profiles
- Program Selection
- Track Your Workouts
- 3 Different Displays

## EQUIPMENT SPECIFICATIONS

Console	7.5" Blue Backlit LCD, Heart Rate % Profile, Muscle Activation Profile, Tablet Friendly Reading Rack, Adjustable Console Angle, Adjustable Fan, Speakers w/3.5mm Audio Jack, Bluetooth SPIRIT FIT App
Programs	Manual, Hill, Fat Burn, Cardio, Strength, Interval, User 1-2, HR 1-2
Heart Rate	Contact & Telemetric, Heart Rate Transmitter Strap Included
Resistance/ Incline	20 Levels, 20 Levels
Handlebar Toggles	Yes (Resistance & Stride)
Track System	Dual Rail
Stride Length	20"
Flywheel	30 lbs.
Handle Bars	Multi Position Grip - Coated
Adjustable Foot Pedals	Yes (3 Levels)
Dimensions	76" x 29" x 64"
Product Weight	216 lbs.
Max User Weight	400 lbs.

## WARRANTY INFORMATION

Residential Warranty: Frame/Brake: Lifetime, Parts: 10 years, Labor: 1 year

Ver 2.1